



# Limbs for Life Foundation

## 2017 Program Statistics

### PROSTHETIC FINANCIAL ASSISTANCE PROGRAM

Financial Assistance for Prosthetic Lower Limbs (U.S.)	2016	2017	Increase/Decrease
Applicants Requesting Financial Assistance for Prosthetics	211	298	41%
Amputees Receiving Financial Assistance for Prosthetics	177	231	31%
<b>Total Prosthetic Financial Assistance for U.S. amputees</b>	<b>\$545,000</b>	<b>\$676,000</b>	24%
<b>Client and Referral Services</b>			
Via calls, mail, emails, social media inquiries	550	950	73%
<b>Distribution of donated parts</b>			
U.S. amputees who received donated parts	145	343	137%
International clients assisted	304	637	110%
<b>Total Amputees Served</b>	<b>1,176</b>	<b>2,161</b>	84%

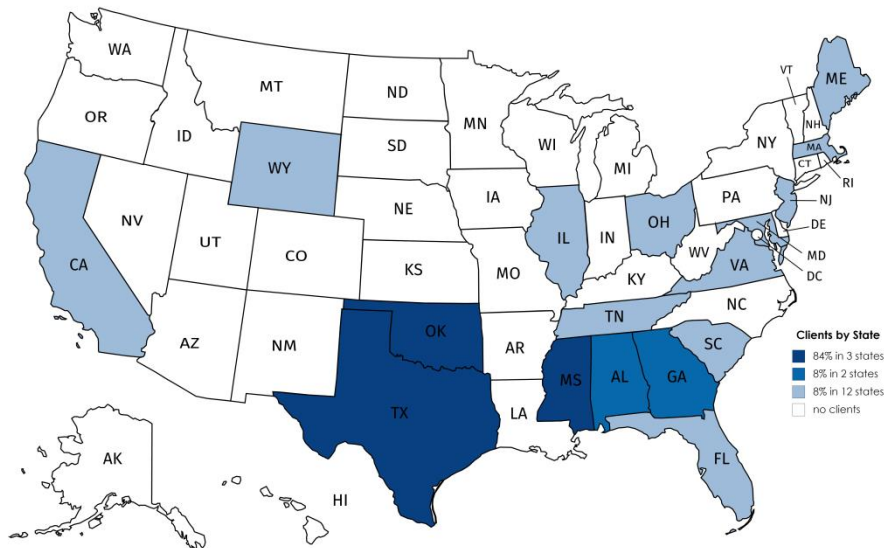
### Client Statistics by State

**92%**  
**reside in 5 states**

Texas	36%
Oklahoma	29%
Mississippi	19%
Georgia	5%
Alabama	3%

**8%**  
**reside in these 12 states**

California	New Jersey
Florida	Ohio
Illinois	South Carolina
Maine	Tennessee
Maryland	Virginia
Massachusetts	Wyoming



Credited with mapchart.net ©



# Limbs for Life Foundation

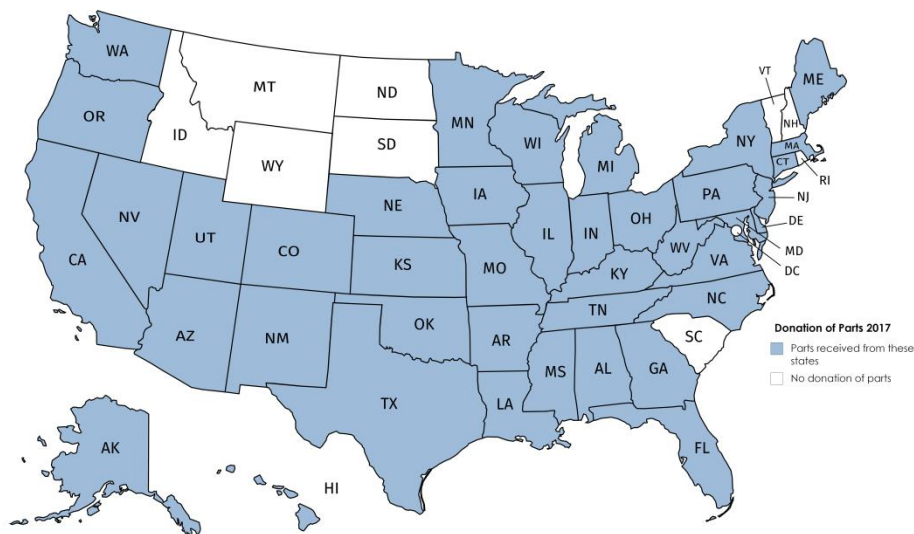
## DONATED PROSTHETICS PROGRAM

Donated Prosthetic Parts	2016	2017	Increase/Decrease
Total Parts Received	7,644	7,162	-6%
Total Parts Distributed	3,181	7,163	125%

### Geographic Summary - United States

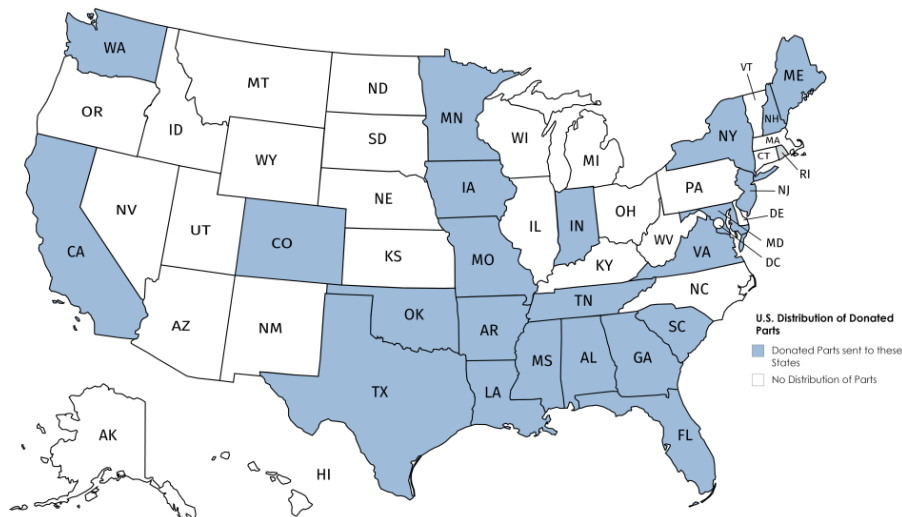
- ❖ Parts received from 41 states and Canada
- ❖ Parts distributed to amputees in 23 states

### 2017 Incoming Donated Prosthetic Parts from 41 states (Blue)



Created with mapchart.net ©

### 2017 U.S. Distribution of Parts to 23 states (Blue)



Created with mapchart.net ©



# Limbs for Life Foundation

## 2017 Distribution of Parts - International

Parts provided for amputees in 24 countries across 5 continents



### North America

Dominican Republic  
Grenada  
Guatemala  
Haiti  
Jamaica  
Mexico  
Nicaragua  
Panama  
St. Croix

### South America

Bolivia  
Ecuador  
Peru

### Europe

Bosnia  
Romania  
Serbia

### Asia

India  
Phillipines  
Turkey  
Vietnam

### Africa

Cameroon  
Nigeria  
South Africa  
Uganda  
Zimbabwe

